



# How to Add the SnapStats Commission Disclosure Calculator to Your Mobile Device




## iOS

1. Open Safari on your iPhone or iPad.
2. Go to calculator at [www.snap-stats.com/calculator](http://www.snap-stats.com/calculator).
3. Tap the share button . On an iPad this is located in the top bar. The share button is on your mobile device and not in the website page itself.
4. Tap the "Add to Home Screen" icon in the share menu (you may need to scroll right to find this icon). *If you don't see "Add to Home Screen" go to step 8.*
5. Tap Add.
6. The SnapStats commission calculator will now appear on your iPhone or iPad home page.
7. End.
8. Tap Open in Safari.
9. Tap the share button . On an iPad this is located in the top bar. The share button is on your mobile device and not in the website page itself.
10. Tap the "Add to Home Screen" icon in the share menu (you may need to scroll right to find this icon).
11. Tap Add.
12. The SnapStats commission disclosure calculator will now appear on your iPhone or iPad home page.

## ANDROID

1. Open Chrome on your phone.
2. Go to calculator at [www.snap-stats.com/calculator](http://www.snap-stats.com/calculator).
3. Tap Settings (the three vertical dots).
4. Tap Add to Home Screen (you may need to scroll down to find this option.)
5. Tap Add.
6. The SnapStats commission disclosure calculator will now appear on your mobile device.

*If you don't see the Add to Home Screen button, try 'Open in Chrome' and follow above iOS steps 8 to 12. Note share button for Android is .*

## USER TIPS

See next page.

### Snap-Stats.com/calculator

For Listing calculations assumption is Buyers agent receives 3.255% of the first \$100,000 and 1.1625% on the balance of sale price. For co-operating brokerage/Selling calculations you can specify the Buyer commission to whatever is reflected in the MLS.

1. To set the Listing commission values click on ☰
2. You have three listing commission values to choose from:  
7/2.5% | Custom values | Flat percent rate  
*NOTE: If you do not see the three options above look for the other ☰ and click on it. It is lower on the page. You are clicking the one at the very top which is the wrong one.*
3. Enter values or select 7/2.5 and click DONE
4. Click on ☰ and enter sale price or offer price and click DONE
5. Scroll to bottom and click CALCULATE
6. To change listing commission values click on ☰ again and repeat above steps
7. To change the sale price or offer price delete the current value and re-enter the new price